

4 Ways DMX Signal Splitter

Model No.: DMA

Input and output optical isolation/Four independent outputs/DMX512-A compatible



CE RoHS EMC LVD

Features

- One DMX512 signal input, repeat four DMX512 signal output, each allowing for 32 DMX devices to be connected.
- Dedicated to amplify, distribute and insulate the signal that comes from the lighting system equipment when it is connected to the bus of DMX512(or RS-485).
- Photo-electricity insulation between input and output terminals, output terminals among channels.
- Input isolated from outputs to 500VAC, 1000VDC.
- Outputs are isolated from each other to 500VAC, 1000VDC.
- Input and outputs are ture RS-485 rated, and no microprocessors are used for maximum reliability.
- 3 pin XLR / 3 screw terminals input and loop through, 5 pin XLR option available.
- 6 front panel LEDs indicate power in, DMX in and DMX output status at each output.

Technical Parameters

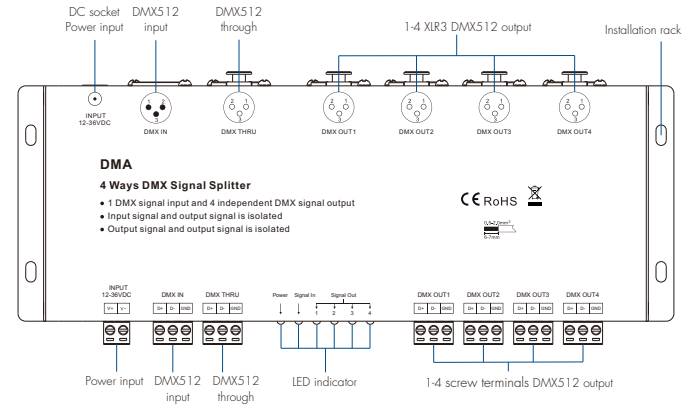
Input and Output	
Input voltage	12-36VDC
Input current	0.5A Max.
Input signal	DMX512
Output signal	DMX512 x 4

Environment	
Operation temperature	Ta: -30°C ~ +55°C
Case temperature (Max.)	Tc: +85°C
IP rating	IP20

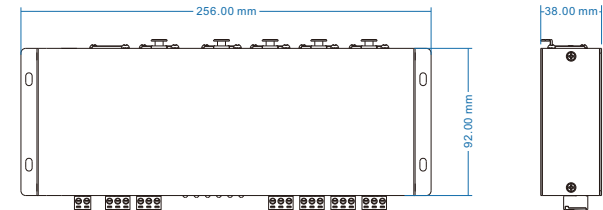
Safety and EMC	
EMC standard (EMC)	EN55032:2015, EN61000-3-2:2014, EN61000-3-2:2013, EN55024:2010/A1:2015
Safety standard(LVD)	EN 61347-1:2015 EN 61347-2-11:2015
Certification	CE,EMC,LVD

Warranty and Protection	
Warranty	5 years
Protection	Reverse Polarity

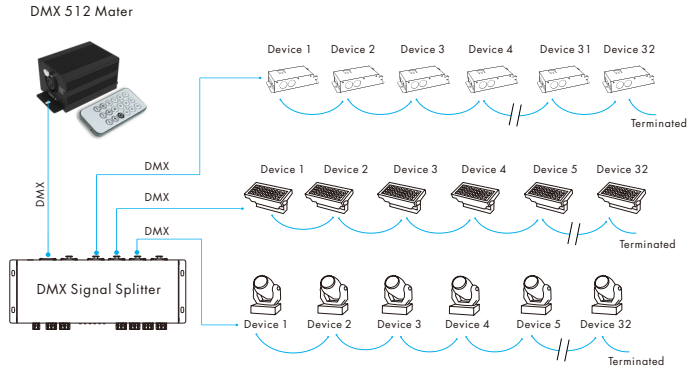
Mechanical Structures and Installations



Dimension



Wiring Diagram



Note:

1. A passive loop-through connection allows onward connection to other DMX512 devices.
If this feature is not required then the signal must be terminated.
2. Each output is capable of driving 32 additional DMX512 devices.
It is not necessary to terminate any outputs that are not connected.
However, a terminator must be connected to the final DMX512 device.
3. Connect 0.25W 90-120Ω terminal resistor for termination.