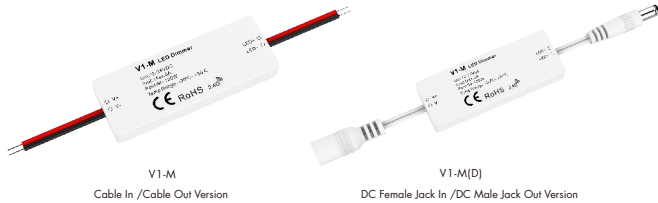


Single Color LED Mini RF Controller

Model No.: V1-M, V1-M(D)

1 channel constant voltage/Max 5A output/Stepless dimming/Wireless remote control



Model List

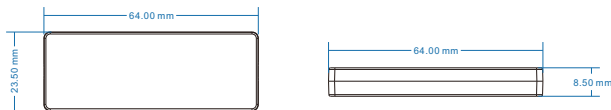
CE RoHS EMC LVD RED

Model	Photo	Power Connector	LED Connector
V1-M		Red/Black Cable 10cm	Red/Black Cable 10cm
V1-M(D)		5.5mm DC Female Jack	5.5mm DC Male Jack

Features

- 1 channel constant voltage single color LED mini RF controller.
- 5A output, connect with 5 meters single color LED strip.
- Match with RF 2.4G single zone or multiple zone dimming remote control.
- One RF controller accept up to 10 remote control.
- 4096 levels 0-100% dimming smoothly without any flash.
- Auto-transmitting function: Controller automatically transmit signal to another controller with 30m control distance.
- Synchronize on multiple number of controllers.

Dimension

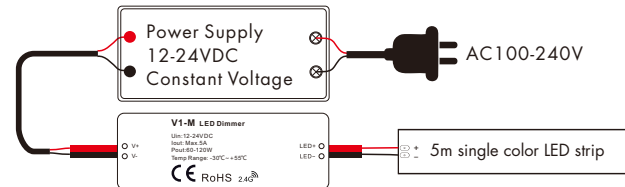


Technical Parameters

Input and Output	
Input voltage	12-24VDC
Output voltage	12-24VDC
Output current	Max. 5A
Output type	Constant voltage
Safety and EMC	
EMC standard (EMC)	ETSI EN 301 489-1 V2.2.3 ETSI EN 301 489-17 V3.2.4
Safety standard(LVD)	EN 62368-1:2020+A11:2020
Radio Equipment(RED)	ETSI EN 300 328 V2.2.2
Certification	CE,EMC,LVD,RED
Warranty and Protection	
Warranty	5 years
Protection	Reverse polarity Over heat Short circuit

Dimming data	
Input signal	RF 2.4GHz
Control distance	30m(Barrier-free space)
Dimming gray scale	4096 (2 ¹²) levels
Dimming range	0-100%
Dimming curve	Logarithmic
PWM Frequency	500Hz (default)
Environment	
Operation temperature	T _a : -30°C ~ +55°C
Case temperature (Max.)	T _c : +85°C
IP rating	IP20

Wiring Diagram



Dimming remote

Match Remote Control

Match:

Switch off the power of the receiver, then switch on power, repeat again.

Immediately short press on/off key (single zone remote) or zone key (multiple zone remote) 3 times on the remote.

The light blinks 3 times means match is successful.

Delete:

Switch off the power of the receiver, then switch on power, repeat again.

Immediately short press on/off key (single zone remote) or zone key (multiple zone remote) 5 times on the remote.

The light blinks 5 times means all matched remotes were deleted.

Application notes

1. All the receivers in the same zone.



RF remote

Auto-transmitting: One receiver can transmit the signals from the remote to another receiver within 30m, as long as there is a receiver within 30m, the remote control distance can be limitless.

Auto-synchronization: Multiple receivers within 30m distance can work synchronously when they are controlled by the same remote.

Receiver placement may offer up to 30m communication distance. Metals and other metal materials will reduce the range.

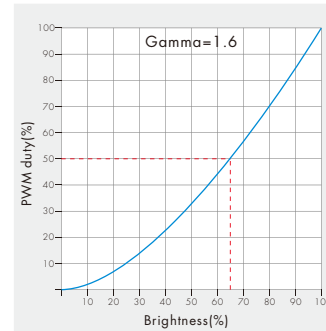
Strong signal sources such as WiFi routers and microwave ovens will affect the range.

We recommend for indoor applications that receiver placements should be no further apart than 1.5m.

2. Each receiver(one or more) in a different zone, like zone 1, 2, 3 or 4.



Dimming Curve



Malfunctions analysis & troubleshooting

Malfunctions	Causes	Troubleshooting
No light	<ol style="list-style-type: none"> 1. No power. 2. Wrong connection or insecure. 	<ol style="list-style-type: none"> 1. Check the power. 2. Check the connection.
No response from the remote	<ol style="list-style-type: none"> 1. The battery has no power. 2. Beyond controllable distance. 3. The controller did not match the remote. 	<ol style="list-style-type: none"> 1. Replace battery. 2. Reduce remote distance. 3. Rematch the remote.